

idah_2019_IOP_Conf._Ser._Ea
rth_Environ._Sci._270_012051.p
df
by

FILE	IDAH_2019_IOP_CONF._SER._EARTH_ENVIRON._SCI._270_012051.PDF (629.21K)		
TIME SUBMITTED	13-AUG-2019 12:17PM (UTC+0700)	WORD COUNT	3152
SUBMISSION ID	1159768989	CHARACTER COUNT	17600

PAPER • OPEN ACCESS

Biological Activity of Mangrove Leaves Extract (*Rhizophora sp.*)

To cite this article: Syahidah and N Subekti 2019 *IOP Conf. Ser.: Earth Environ. Sci.* **270** 012051

View the [article online](#) for updates and enhancements.



IOP | ebooks™

Bringing you innovative digital publishing with leading voices
to create your essential collection of books in STEM research.

Start exploring the collection - download the first chapter of
every title for free.

Biological Activity of Mangrove Leaves Extract (*Rhizophora sp.*)

Syahidah¹, N Subekti²

¹Faculty of Forestry, Hasanuddin University, Jl. Perintis Kemerdekaan Km. 10
Tamalanrea-Makassar 90245, Indonesia

²Faculty of Mathematics and Natural Science (FMIPA), State University of Semarang,
Central Java, Indonesia

E-mail: syahidah@unhas.ac.id

Abstract. Several of mangrove species have very large applications in the traditional folk medicine; various parts of these plants are used by the local people as a cure for the various illness. Anti-termite and antifungal activity of mangrove leaves were investigated. The leaves mill was extracted with acetone and methanol to give their extracts, each of which were fractionated successively using *n*-hexane, ethyl acetate, and water to afford their fractions. The yield of the extracts and fraction suggested that the extractives of mangrove leaves tend to be polar. It was demonstrated that the methanol extract itself, the ethyl acetate fraction and the *n*-hexane fraction from the methanol extract, and the ethyl acetate fraction from the acetone extract had high antifeedant activity against *Coptotermes formosanus*. On the other hand, the extract of mangrove leaves indicated the higher activities against *Trametes Versicolor* compared to the *Fomitopsis palustris* fungi.

1. Introduction

In tropical regions, mangroves play an important role for environmental services, economy, and social benefits. Mangroves contribute to numerous environmental services, including trapping and recycling organic matter, providing shelters and surfaces for terrestrial and aquatic organisms, and contributing to the overall health of coastal environments. The mangrove ecosystem represents an interphase between terrestrial and marine communities, which receive a daily input of water from the ocean (tides) and freshwater, sediments, nutrients and silt deposits from upland rivers. Mangroves may grow as trees or shrubs according to the climate, salinity of water, topography and edaphic features of the area in which they exist. Mangroves are salt-tolerant evergreen forests found along sheltered coastlines, shallow-water lagoons, estuaries, rivers or deltas in 124 tropical and subtropical countries and areas [1,2].

Mangroves also are well known for their ecological importance and a rich source of several bioactive compounds such as steroids, triterpenes, saponins, flavonoids, alkaloids and tannins having therapeutic significance. These plants have been extensively used in traditional medicine, and different studies have revealed their activity against human, animal and plant pathogens. The leaf and stem extracts of *S. maritima* are a rich sources of natural antioxidant with moderate antimicrobial activities. It has also been reported that these are an excellent source of antiviral compounds as compared to the seaweeds and seagrasses [3,4].

11 In the present study, an attempt was made to evaluate the anti-termite and antifungal activities of *Rhizophora* species with a view to evaluate the efficiency of the plant for its possible biopesticides applications. Termites are of the greatest importance in recycling woody and other plant material. They can decompose cellulose, the main component of wood. They are abundant in tropical and subtropical environments, where they help in breaking down and recycling one-third of the annual production of dead wood as well as in the recycling of dung of herbivores. Their tunneling efforts help to aerate the soil. On the other hand, termites become economic pests when they start destroying wood and wooden products of human homes, building materials, forests, and other commercial products. They also are the most problematic pest threatening agriculture and the urban environment [5,6].

Moreover, fungi play various important roles in the forest ecosystem, including ectomycorrhizal fungi, arbuscular mycorrhizal fungi, saprotrophic or wood-decomposing fungi, plant pathogenic fungi, and bio-remedial fungi. The fungi were contributed significantly to carbon recycling, as the residues remaining from the harvest of trees and logs are attacked and degraded, particularly by white and brown rot fungi which are more aggressive colonizers and degraders of wood in such environments. Wood-decaying fungi lead to great economic losses of lignocellulosic materials. Several types of fungal wood decay are recognized including white-rot, brown-rot, soft-rot, staining fungi, and molds [7-10].

2. Material and Methods

2.1. Mangrove leaves (*Rhizophora* sp.)

Mangrove fresh and mature leaves were collected from the mangrove forest in Semarang, Central Java Province, Indonesia.

2.2. Extraction and fractionation

The leaves of the plant were dried and then grounded in a hammer mill. Then the leaves mill (40-60 mesh) extracted according to the procedure reported previously with slight modification (Wang et al., 2005). In this study, leaves mill was used instead of small wood-pieces and the leaves mill was extracted with acetone first and the residue was then extracted again using methanol until the extract solution became colorless. These acetone and methanol extracts were then successively fractionated into n-hexane, ethyl acetate, and water to give their soluble fractions.

2.3. Termite test

The termites were obtained from Forestry and Forest Products Research Institute, Japan.

2.4. Fungal strains

The fungal strains used were a white rot fungus (*Trametes versicolor*, NBRC 4937) and brown rot fungus (*Fomitopsis palustris*, NBRC 30339) that were purchased from Biological Resource Center, National Institute of Technology and Evaluation, Japan.

2.5. Termite bioassay

No-choice and two-choice tests were employed to assess the termiticidal activity of mangrove leaves [11]. The weight loss of the paper discs were used to determine the termiticidal properties of extract that was obtained by the following equation: in the no-choice bioassay, the absolute coefficient of antifeedancy (A) = $[(KK - EE)/(KK + EE)] \times 100(\%)$, while in the two-choice bioassay, the relative coefficient of antifeedancy (R) = $[(K - E)/(K + E)] \times 100(\%)$; where KK (K) and EE (E) are the weight losses of the control and treated paper discs, respectively. The total coefficient of antifeedancy (T) is equal to A plus R. All extracts tested were classified into the following classes according to their T values: feeding preference (T < 0), class I (0 ≤ T < 50), class II (50 ≤ T < 100), class III (100 ≤ T < 150), class IV (150 ≤ T < 200) and 200 for complete antifeedant.

2.6. Fungal bioassay

The fungal bioassay was conducted using the Potato dextrose agar (PDA) [12]. PDA powder was added into distilled water (39g/L), after sterilizing, it was mixed with 50 and 100 ppm of extracts test in a Petri

dish, and mycelium disk was placed at the center of the medium. The Petri dishes were incubated at 23°C. When the mycelium of fungi reached the edges of the control Petri dish, the antifungal index (%) was calculated as follows: antifungal index (%) = $(1 - D_a/D_b) \times 100$, where D_a : diameter of mycelium colony growth with sample (cm), D_b : diameter of mycelium colony growth in control (cm). PDA plates containing methanol without sample solutions were used as a control. Based on antifungal activity (AFA) value, the activity of each fraction was then classified into activity category level. $AFA \geq 75\%$ (very strong), $75\% \leq AFA < 50\%$ (strong), $50\% \leq AFA < 25\%$ (moderate), $25\% \leq AFA < 0$ (weak) and 0 (not active).

2.7. Statistical analyses

The SPSS software was utilized as a statistical tool. As a result of multiple analyses of variation (ANOVA) tests, the type of extracts of all the samples was evaluated their anti termite and antifungal activity. For Post Hoc analyses, a Scheffe test was used to compare values at a level of significance of $p < 0.05$.

19

3. Results and discussion

3.1 Extract yield

Extraction and fractionation of samples showed that the methanol extract (10%) had a higher percentage than the acetone extract (5.20%), and the successive fractionation of acetone extract resulted in the obtained fractions namely, *n*-hexane (39.50%), ethyl acetate (59.18%) and aqueous (1.87%), respectively. Moreover, the methanol extracts resulted in *n*-hexane (2.97%), ethyl acetate (4.36%) and aqueous (84.35%), respectively. This data indicated that the extracts of mangrove leave would tend to be polar.

The amount and composition of plant extractives depends on several factors such as plant species, age, and growth location. The accumulation of secondary metabolites highly depends on temperature and light intensity conditions and phenological cycle. Plants of the same species occurring in different environments may differ significantly in their content of particular secondary metabolites [13]. The phenolic compound quantities changed greatly during plant development and several studies have been reported that the phenolic compound of extractive also has many activities such as antioxidant, anti-inflammatory, antibacterial and antifungal action against causal agents of human intestinal and respiratory tract infections and fungicidal properties thus protects the tree against microbiological attack [14–17].

3.2 Antitermite activity

3.2.1 Weight loss

Weight loss of the paper discs data was displayed in Figure 1 and 2, representing the protection ability of the extracts and their fractions against *C. formosamus*. No-choice bioassay method for testing termiticidal activity, while two-choice bioassay method for testing antifeedant activity.

The data suggested that there are significant differences on the protection of these extracts against termite, where the *n*-hexane fraction of methanol extract from no-choice bioassay generated the lowest weight loss of paper discs compare to the other fractions (2.4%).

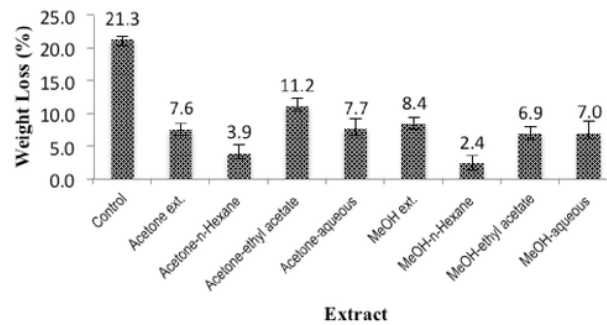


Figure 1. Weight loss of paper discs in no-choice bioassay

5

As shown in Figure 1 above, the weight loss of all the extracts and fractions lower than the control. This results confirmed that the extracts and fractions have termiticidal activity, which indicated these extracts and fractions were able to deliver reliable protection against *C. formosamus*.

Furthermore, weight loss of treated discs mostly lower than control in two-choice bioassay as shown in Figure 2. This finding data indicated that these extracts and fractions test had antifeedant activity.

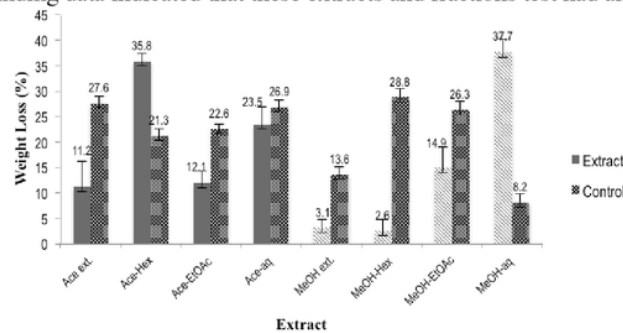


Figure 2. Weight loss of paper discs in two-choice bioassay

3.2.2 Antifeedant activity

30

Termite bioassay results as shown in Figure 3 exhibited that the methanol extract itself and its n-hexane and ethyl acetate fractions indicated the higher anti termite activity compared to the acetone extract and its fractions. Based on the antifeedancy classification, the methanol extract and ethyl acetate fraction were classified into class III, while the n-hexane fraction revealed the highest activity that is including into class IV. On the contrary, the aqueous fraction of methanol extract and n-hexane fraction of acetone extract exhibited feeding preference activity which means that the Formosan termites preferred to consume the filter paper containing those extracts.

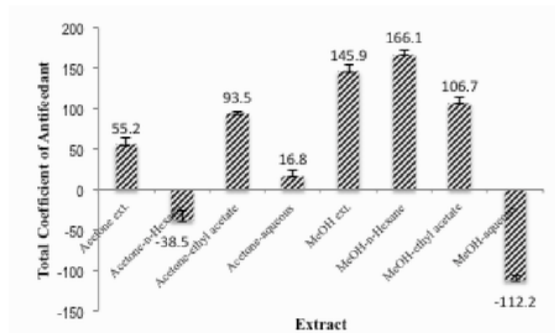


Figure 3. Total Coefficient of Antifeedant of mangrove leaves

The fraction that indicated feeding preference properties might contain substances, such as sugar, vanillin and something else that are digestible and preferable by termite. On the other hand, the resistance to termite attack is due to the presence of some active components of wood as parts of their natural defense, such as flavonoids that possess natural repellent having both toxicity and antioxidant properties. Extractives present in these extract could be toxic or unfavorable for termites, where the ethyl acetate extract was responsible for the greater resistance of heartwood in teak wood [18]. Some flavonoids, such as quercetin and taxifolin might be useful for termite control agents because they are abundant in plants.

3.3 Antifungal activity

The n-hexane fraction of methanol extract of mangrove leaves possesses strong antifungal activity towards *T. versicolor*, while the ethyl acetate and aqueous fractions belonging into the moderate activity against *T. versicolor*. Otherwise, the methanol extract revealed weak activity. Moreover, the acetone extract, ethyl acetate and aqueous fractions of the acetone extract indicated the moderate activity against *T. versicolor*, while the n-hexane fraction showed the weak activity.

On the contrary, both of the acetone and methanol extracts and all their fractions performed weak activity against *F. palustris*.

The strong activity means that the extract has strong inhibition to fungal growth. Presumably, the extract might contain substances that in fact supported the life of the fungi or might contain substances that are digestible and preferable by the fungi [10]. Liriodenine, an alkaloid, that was isolated and identified from n-hexane fraction of *Michelia formosana* could effectively inhibit the growth of wood-rotting fungi [19].

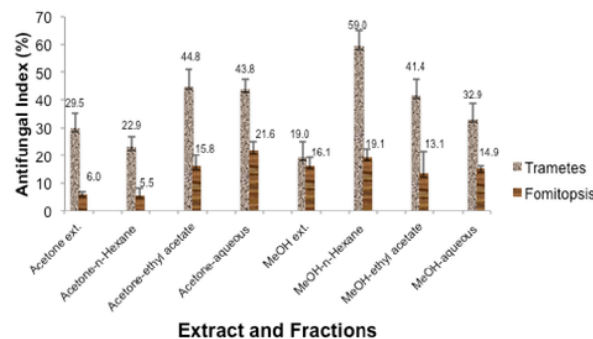


Figure 4. Antifungal index of mangrove leaves against wood-rotting fungi

Phytochemicals such as terpenoids, alkaloids, condensed tannins, and many others consist of extractives play an important role in natural durability. Hardwood species commonly vulnerable to be attacked by white rot fungus. On the contrary, softwood species are commonly nondurable against white rot fungus.

Cinnamaldehyde, a major constituent of cinnamon essential oils, occurs naturally in the bark and leaves of cinnamon trees of the genus *Cinnamomum*. It has been proven to have strong antifungal activities against a wide variety of wood decay fungi and is a potential candidate for effective and environmentally-benign wood preservatives. Furthermore, eugenol has been demonstrated as an excellent fungicide against wood decay fungi. Moreover, the high antifungal activity of mimosa and quebracho extracts are believed to be related to their high tannin contents. T-muurolol and α -cardinal possess antifungal activities against a broad spectrum of tested plant pathogenic fungi and could be used as potential antifungal agents [12,20–22].

4. Conclusion

The Extraction and fractionation of mangrove leaves indicated that the extract tend to be polar. According to anti termite test, the mangrove leaves heartwood revealed the high antifeedant activity against the subterranean termite *C. formosanus*. Furthermore, the mangrove leaves heartwood exhibited the moderate-strong antifungal ability against *T. versicolor*, and conversely, almost these extracts and fractions showed the weak activity against *F. palustris*.

Acknowledgments

The authors are grateful to Ms. Dewi Primayanti for her assistance in work.

Reference

- [1] Hakim L, Siswanto D and Makagoshi N 2017 Mangrove Conservation in East Java: The Ecotourism Development Perspectives *J. Trop. Life Sci.* **7** 277 – 285
- [2] Blankespoor B, Dasgupta S and Lange G M 2017 Mangroves as a protection from storm surges in a changing climate *Ambio* **1** 52
- [3] Patra J K, Dhal N K and Thatoi H N 2011 In vitro bioactivity and phytochemical screening of *Suaeda maritima* (Dumort) A mangrove associate from Bhitarkanika, India *Asian Pac. J. Trop. Med.* **7** 727-734
- [4] Sahoo, Mulla, Ansari and Mohandass 2012 Antibacterial Activity of Mangrove Leaf Extracts against Human Pathogens *Indian J. Pharm.* **74** 348–51
- [5] Freymann B P, Buitenwerf R, Desouza O and Olf H 2008 The importance of termites (isoptera) for the recycling of herbivore dung in tropical ecosystems: A review *Eur. J. Entomol* **105**
- [6] Mayer 2005 Isoptera (*Dep. Entomol. NC State Univ.*) p 45–67
- [7] Singh S and Lata K 2010 Effect of zero energy cool chamber and post-harvest treatments on shelf-life of fruits under semi-arid environment of Western **4** 446–9
- [8] Singh A P and Singh T 2014 Biotechnological applications of wood-rotting fungi: A review *Biomass and Bioenergy* **62** 198-206
- [9] Bakar E S, Hao J, Ashaari Z and Choo Cheng Yong A 2013 Durability of phenolic-resin-treated oil palm wood against subterranean termites a white-rot fungus *Int. Biodeterior. Biodegrad.* **85** 126-130
- [10] Wu C C, Wu C L, Huang S L and Chang H T 2012 Antifungal activity of liriodenine from *Michelia formosana* heartwood against wood-rotting fungi *Wood Sci. Technol.* **46** 737-747
- [11] Ohmura W, Doi S, Aoyama M and Ohara S 2000 Antifeedant activity of flavonoids and related compounds against the subterranean termite *Coptotermes formosanus* Shiraki *J. Wood Sci.* **46**

149-153

- [12] Wang S Y, Chen P F and Chang S T 2005 Antifungal activities of essential oils and their constituents from indigenous cinnamon (*Cinnamomum osmophloeum*) leaves against wood decay fungi *Bioresour. Technol.* **96** 813-818
- [13] Szakiel A, Paçzkowski C and Henry M 2011 Influence of environmental biotic factors on the content of saponins in plants *Phytochem. Rev.* **10** 471-491
- [14] Pereira A P, Ferreira I C F R, Marcelino F, Valentão P, Andrade P B, Seabra R, Estevinho L, Bento A and Pereira J A 2007 Phenolic compounds and antimicrobial activity of olive (*Olea europaea* L. Cv. Cobrançosa) leaves *Molecules* **12** 1153-1162
- [15] Espinosa R R, Inchingolo R, Alencar S M, Rodriguez-Estrada M T and Castro I A 2015 Antioxidant activity of phenolic compounds added to a functional emulsion containing omega-3 fatty acids and plant sterol esters *Food Chem.* **182** 95-104
- [16] Mizgier P, Kucharska A Z, Sokól-Letowska A, Kolniak-Ostek J, Kidoń M and Fecka I 2016 Characterization of phenolic compounds and antioxidant and anti-inflammatory properties of red cabbage and purple carrot extracts *J. Funct. Foods* **21** 133-146
- [17] Mounquengui S, Saha Tchinda J B, Ndikontar M K, Dumarçay S, Attéké C, Perrin D, Gelhaye E and Gérardin P 2016 Total phenolic and lignin contents, phytochemical screening, antioxidant and fungal inhibition properties of the heartwood extractives of ten Congo Basin tree species *Ann. For. Sci.* **73** 287-296
- [18] Lukmandaru G 2016 Variability in The Natural Termite Resistance of Plantation Teak Wood and its Relations With Wood Extractive Content and Color Properties *Indones. J. For. Res.*
- [19] Novriyanti E, Santosa E, Syafii W, Turjaman M and Sitepu I R 2010 Anti Fungal Activity of Wood Extract of *Aquilaria crassna* Pierre ex Lecomte against Agarwood-inducing Fungi, *Fusarium solani* *J. For. Res* **8** 17-31
- [20] Tascioglu C, Yalcin M, Sen S and Akcay C 2013 Antifungal properties of some plant extracts used as wood preservatives *Int. Biodeterior. Biodegrad.* **85** 23-28
- [21] Chang H T, Cheng Y H, Wu C L, Chang S T, Chang T T and Su Y C 2008 Antifungal activity of essential oil and its constituents from *Calocedrus macrolepis* var. *formosana* Florin leaf against plant pathogenic fungi *Bioresour. Technol.* **99** 6266-6270
- [22] Cheng S S, Liu J Y, Hsui Y R and Chang S T 2006 Chemical polymorphism and antifungal activity of essential oils from leaves of different provenances of indigenous cinnamon (*Cinnamomum osmophloeum*) *Bioresour. Technol.* **97** 306-312

ORIGINALITY REPORT

% **44**
SIMILARITY INDEX

% **27**
INTERNET SOURCES

% **27**
PUBLICATIONS

% **22**
STUDENT PAPERS

PRIMARY SOURCES

1 media.neliti.com %**4**
Internet Source

2 Chia-Che Wu, Chi-Lin Wu, Shou-Ling Huang, Hui-Ting Chang. "Antifungal activity of Liriodenine from *Michelia formosana* heartwood against wood-rotting fungi", *Wood Science and Technology*, 2011 %**4**
Publication

3 agroforestry.org %**3**
Internet Source

4 repository.kulib.kyoto-u.ac.jp %**3**
Internet Source

5 Submitted to Higher Education Commission Pakistan %**3**
Student Paper

6 Wakako Ohmura, Shuichi Doi, Masakazu Aoyama, Sciji Ohara. "Antifeedant activity of flavonoids and related compounds against the subterranean termite *Coptotermes formosanus* Shiraki", *Journal of Wood Science*, 2000 %**2**

- 7 Monica Verma, Satyawati Sharma, Rajendra Prasad. "Biological alternatives for termite control: A review", *International Biodeterioration & Biodegradation*, 2009 %2
Publication
-

- 8 elar.urfu.ru %2
Internet Source
-

- 9 www.ncbi.nlm.nih.gov %2
Internet Source
-

- 10 Maranhão, Claudia A., Irapuan O. Pinheiro, Andréa L.B.D. Santana, Luciana S. Oliveira, Márcia S. Nascimento, and Lothar W. Bieber. "Antitermitic and antioxidant activities of heartwood extracts and main flavonoids of *Hymenaea stigonocarpa* Mart.", *International Biodeterioration & Biodegradation*, 2013. %2
Publication
-

- 11 JK Patra, NK Dhal, HN Thatoi. "In vitro bioactivity and phytochemical screening of *Suaeda maritima* (Dumort): A mangrove associate from Bhitarkanika, India", *Asian Pacific Journal of Tropical Medicine*, 2011 %2
Publication
-

- 12 Sen-Sung Cheng, Ju-Yun Liu, Ed-Haun Chang, Shang-Tzen Chang. "Antifungal activity of %2

cinnamaldehyde and eugenol congeners
against wood-rot fungi", Bioresource
Technology, 2008

Publication

13

Adya P. Singh, Tripti Singh. "Biotechnological
applications of wood-rotting fungi: A review",
Biomass and Bioenergy, 2014

Publication

% 1

14

www.acgpubs.org

Internet Source

% 1

15

academicjournals.org

Internet Source

% 1

16

www.science.gov

Internet Source

% 1

17

Jolita Radušienė, Birutė Karpavičienė, Žydrūnas
Stanis. "Effect of External and Internal Factors
on Secondary Metabolites Accumulation in St.
John's Worth", Botanica Lithuanica, 2012

Publication

% 1

18

mycology.researchtoday.net

Internet Source

% 1

19

www.tandfonline.com

Internet Source

% 1

20

Submitted to Universiti Malaysia Terengganu
UMT

Student Paper

% 1

21 Submitted to Jaypee University of Information Technology % 1
Student Paper

22 ÖZGENÇ, Özlem, DURMAZ, Sefa, YILDIZ, Ümit Cafer and ERIŞİR, Emir. "Bazı odun kabuk ekstraktları arasında karşılaştırma", Kastamonu Üniversitesi, 2017. % 1
Publication

23 Submitted to Visvesvaraya Technological University % 1
Student Paper

24 krishikosh.egranth.ac.in % 1
Internet Source

25 Didi Tarmadi, S. Khoirul Himmi, Sulaeman Yusuf. "The Efficacy of the Oleic Acid Isolated from Cerbera Manghas L. Seed Against a Subterranean Termite, Coptotermes Gestroi Wasmann and a Drywood Termite, Cryptotermes Cynocephalus Light", Procedia Environmental Sciences, 2014 <% 1
Publication

26 Zhen-Rung Lai, Yu-Ling Ho, Shun-Chieh Huang, Tai-Hung Huang et al. " Antioxidant, Anti-inflammatory and Antiproliferative Activities of (L.) DC Stem ", The American Journal of Chinese Medicine, 2012 <% 1
Publication

27	cdn.intechopen.com Internet Source	<% 1
28	www.mdpi.com Internet Source	<% 1
29	www.fpl.fs.fed.us Internet Source	<% 1
30	www.prtrg.org Internet Source	<% 1
31	ncsu.edu Internet Source	<% 1
32	Qiuli OuYang, Xiaofang Duan, Lu Li, Nengguo Tao. "Cinnamaldehyde Exerts Its Antifungal Activity by Disrupting the Cell Wall Integrity of <i>Geotrichum citri-aurantii</i> ", <i>Frontiers in Microbiology</i> , 2019 Publication	<% 1
33	Submitted to Universiti Sains Malaysia Student Paper	<% 1
34	Eduardo Osorio, Mariano Flores, Daniel Hernández, Janeth Ventura, Raúl Rodríguez, Cristóbal N. Aguilar. "Biological efficiency of polyphenolic extracts from pecan nuts shell (<i>Carya Illinoensis</i>), pomegranate husk (<i>Punica granatum</i>) and creosote bush leaves (<i>Larrea tridentata</i> Cov.) against plant pathogenic fungi",	<% 1

Industrial Crops and Products, 2010

Publication

EXCLUDE QUOTES ON

EXCLUDE
BIBLIOGRAPHY ON

EXCLUDE MATCHES < 5
WORDS